


Colour me in!

FLAG






DESTINATION:

F I J I

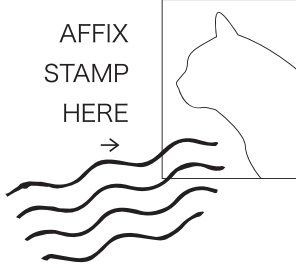


my cousin

Yasi

	 AFFIX CAT MAIL STICKER	082630	   WARNING: MAY CONTAIN SOMETHING NICE
--	---	---------------	---

AFFIX
 STAMP
 HERE
 →




TO:

**PLEASE LEAVE UNDER THE SOFA
 FOR OVERNIGHT COLLECTION BY CAT MAIL™**



SEALED WITH A LOVING PAW

CAT MAIL: The fuzziest way to post	
--	---

**PLEASE DO NOT BEND
 (OR FLICK OFF TABLE)**

S.M.A.I.L.P.*

How to make the envelope:

1. Write your letter.
2. Fold up your envelope along the dashed lines and seal the edges with tape.
3. Pop in your folded letter.
4. Stick the top flap with tape or glue here (use a sticker to seal the envelope if you're feeling fancy!)